

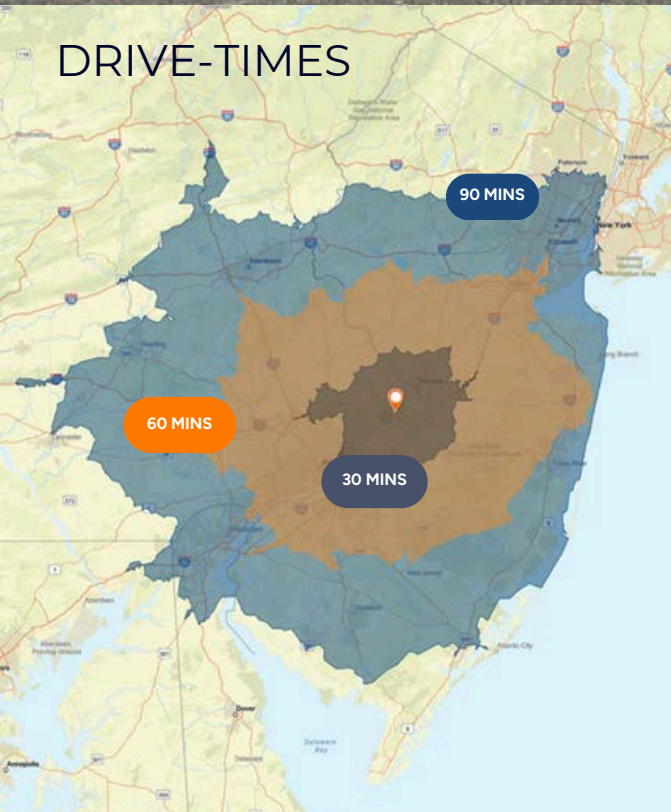


37 RUNWAY ROAD

LEVITTOWN, PA

67,200 SF

DRIVE-TIMES



- 7,507 SF OFFICE
- 59,693 SF WAREHOUSE
- BUILT IN 1998
- NINE (9) LOADING DOCKS
- ONE (1) OVERSIZED LOADING DOOR
- 40' X 40' COLUMNS
- 32' CLEAR HEIGHT
- ESFR SPRINKLER SYSTEM
- 1,000 AMP, 480V, 3-PHASE ELECTRICAL SERVICE
- TRAILER STALLS AVAILABLE

3D TOUR  **COMING SOON**

37 RUNWAY ROAD

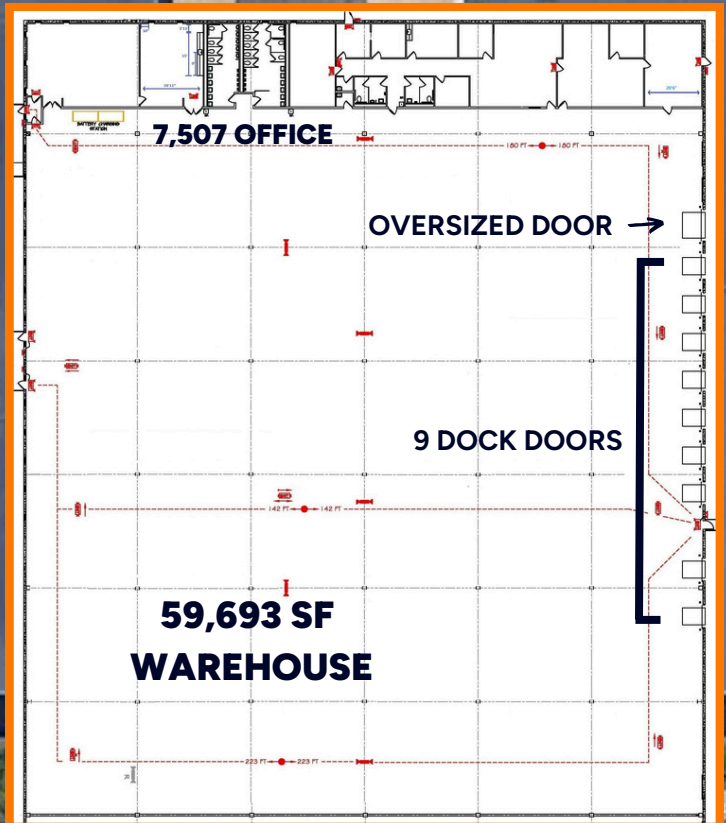
LEVITTOWN, PA

SITE PLAN

PERSHING ROAD

41
RUNWAY
ROAD

SUITE A
67,200 SF
FOR LEASE



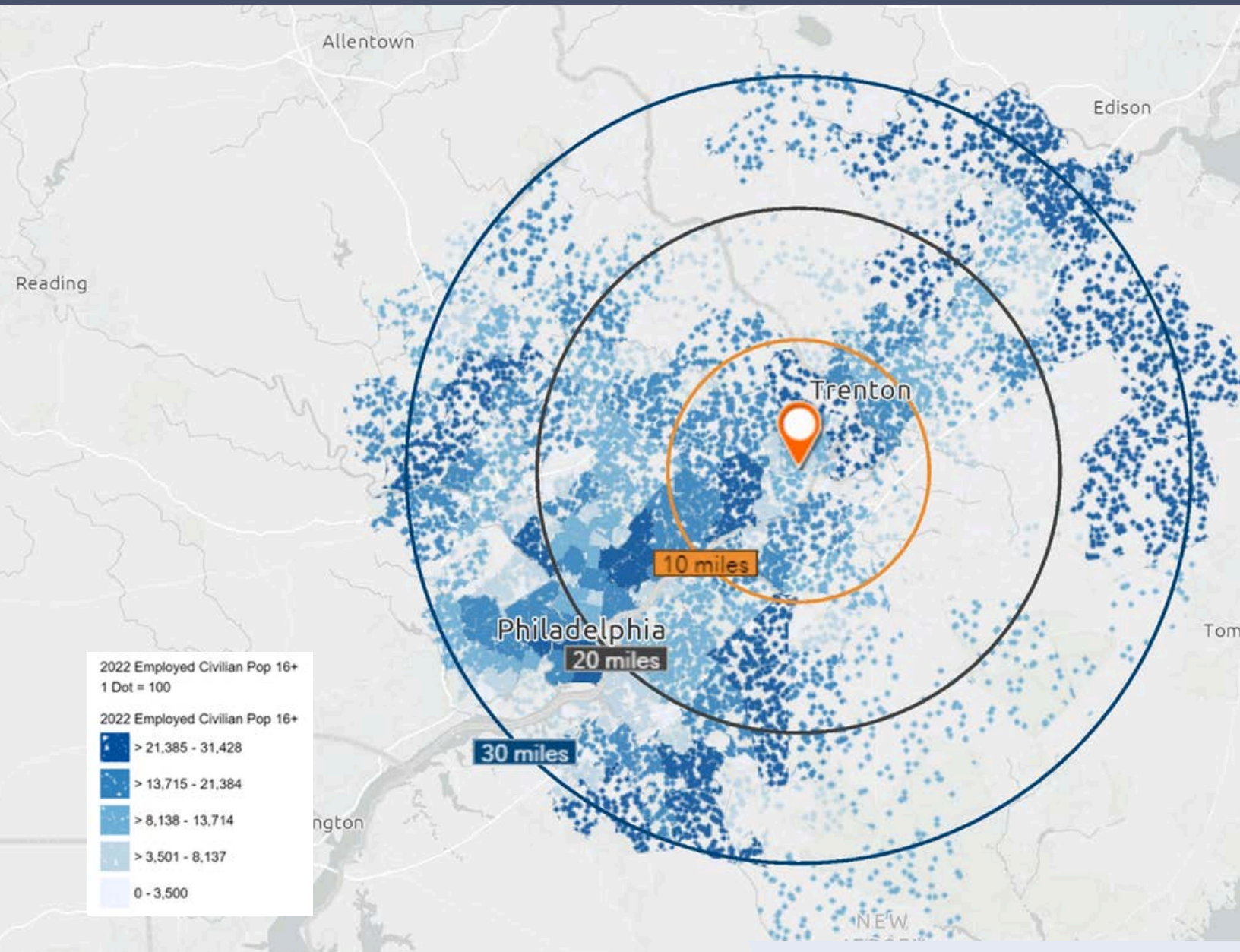


37 RUNWAY ROAD LEVITTOWN, PA

DEMOGRAPHICS

	10 MILE RADIUS	20 MILE RADIUS	30 MILE RADIUS
TOTAL POPULATION:	771,524	2,773,678	5,137,053
TOTAL LABOR FORCE:	632,145	2,251,426	4,194,062
TRANSPORT/WAREHOUSE WORKERS:	24,446	73,574	134,488
AVERAGE HOUSEHOLD INCOME:	\$81,380	\$76,489	\$79,888



FOR MORE INFORMATION

JASON FISCH, BROKER | VICE PRESIDENT OF LEASING
 ☎ 732-258-3400 ✉ JASON.FISCH@GREEKREP.COM

PATRICK REISTROM | SENIOR LEASING ASSOCIATE
 ☎ 732-609-5829 ✉ PATRICK.REISTROM@GREEKREP.COM



1 KIMBERLY ROAD, SUITE 105
 EAST BRUNSWICK, NJ 08816

