

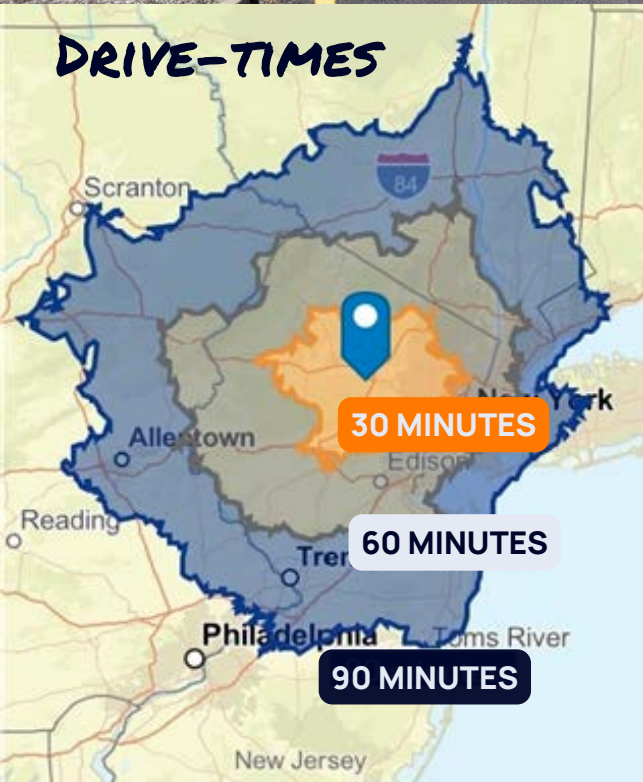


4 CRANBERRY ROAD

PARSIPPANY, NJ

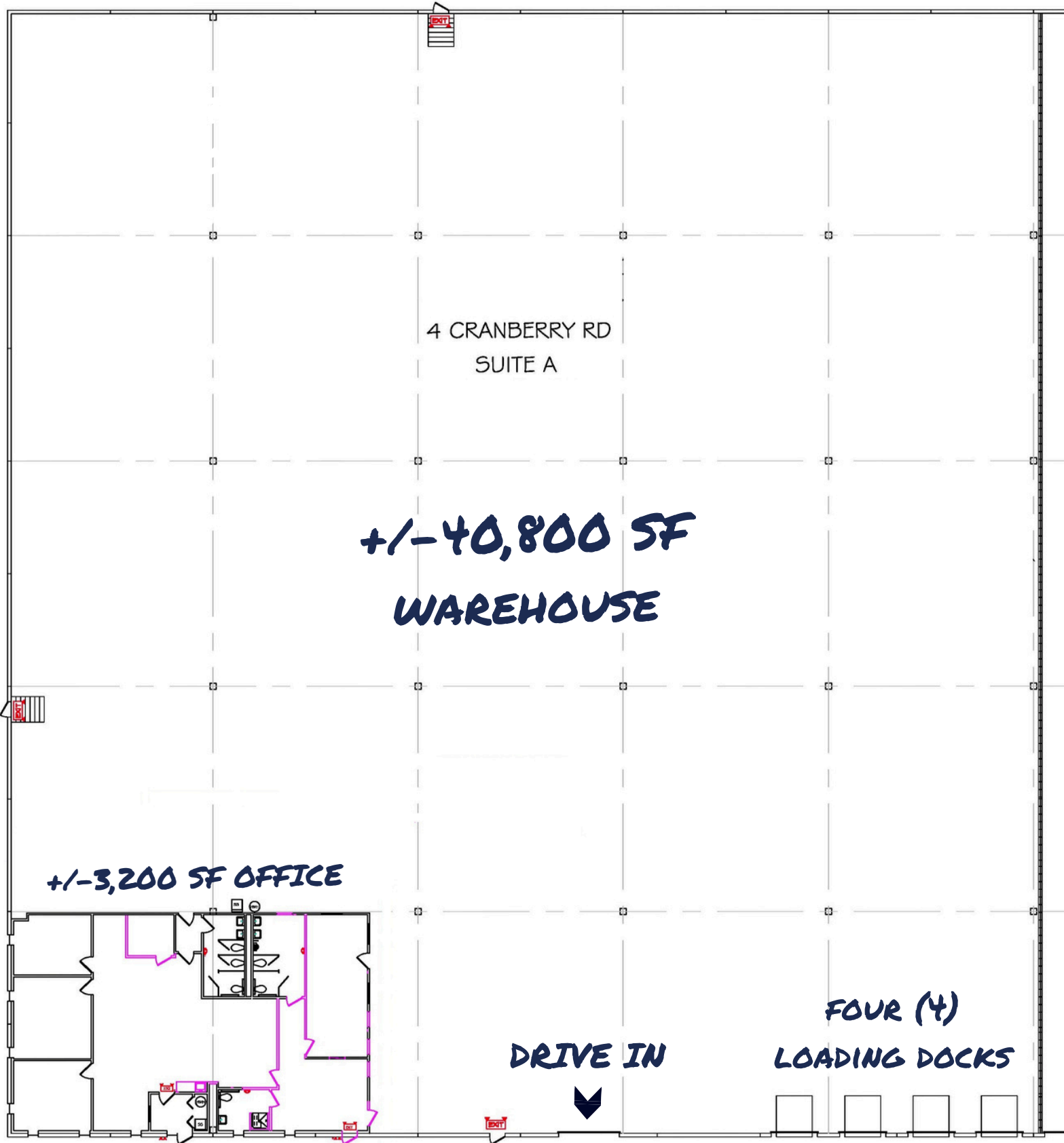
44,000 SF

DIVISIBLE TO +/- 20,000 SF



- 3,200 SF OFFICE
- 40,800 SF WAREHOUSE
- BUILT IN 1987
- FOUR (4) LOADING DOCKS
- ONE (1) DRIVE-IN
- 44' X 40' COLUMNS
- 24' CLEAR HEIGHT
- .33/3,000 SPRINKLER SYSTEM
- 400 AMP, 480V 3-PHASE ELECTRICAL SERVICE
- AMPLE PARKING

3D TOUR 



SITE PLAN

4 CRANBERRY ROAD
PARSIPPANY, NJ

**SUITE A
FOR
SUBLEASE**

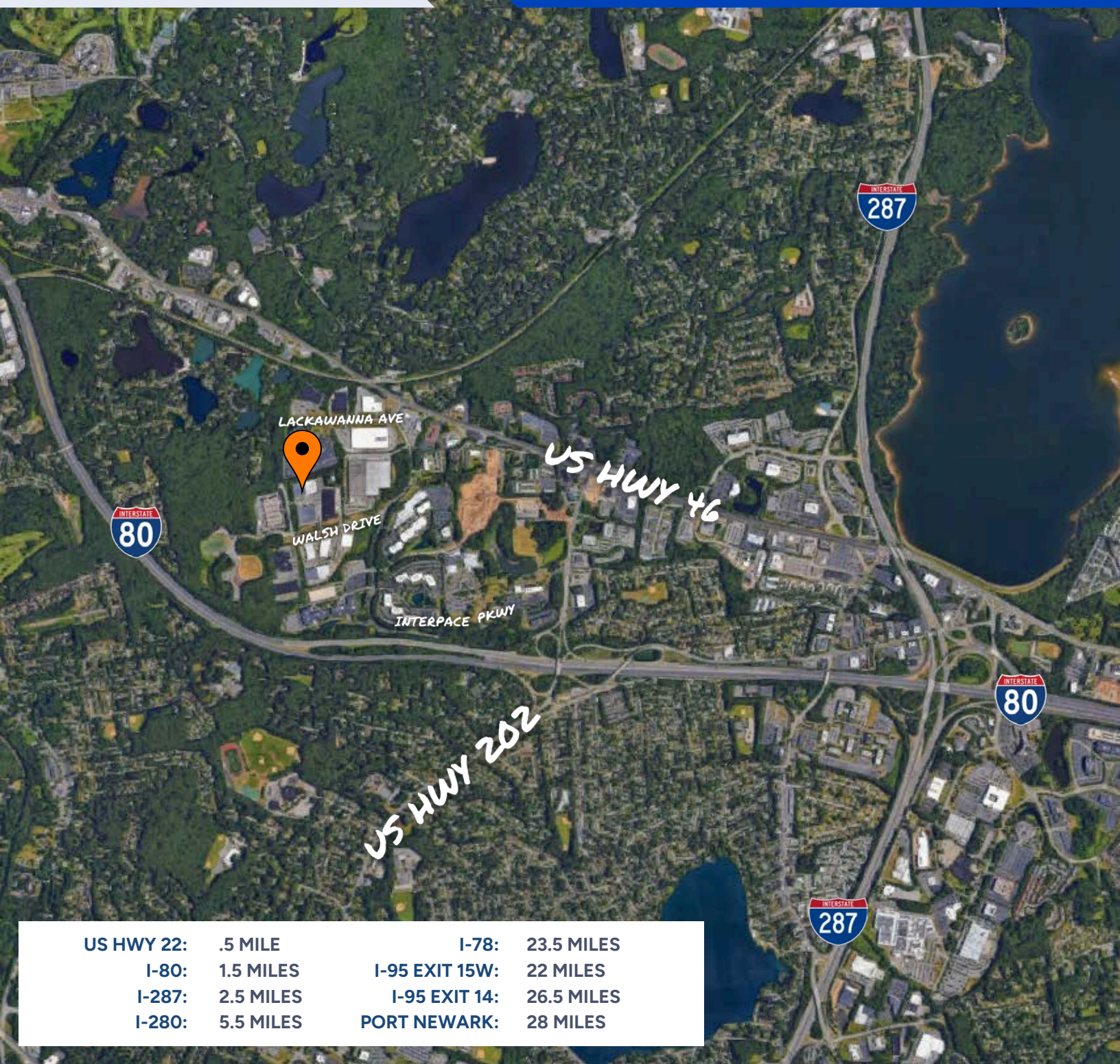
WALSH DRIVE



4 CRANBERRY ROAD

PARSIPPANY, NJ

AREA MAP



US HWY 22:	.5 MILE	I-78:	23.5 MILES
I-80:	1.5 MILES	I-95 EXIT 15W:	22 MILES
I-287:	2.5 MILES	I-95 EXIT 14:	26.5 MILES
I-280:	5.5 MILES	PORT NEWARK:	28 MILES

FOR MORE INFORMATION

JASON FISCH, BROKER | VICE PRESIDENT OF LEASING
☎ 732-258-3400 ✉ JASON.FISCH@GREEKREP.COM

PATRICK REISTROM | SENIOR LEASING ASSOCIATE
☎ 732-609-5829 ✉ PATRICK.REISTROM@GREEKREP.COM



1 KIMBERLY ROAD, SUITE 105
EAST BRUNSWICK, NJ 08816

