



## 5 JOANNA COURT EAST BRUNSWICK, NJ 9,600 SF



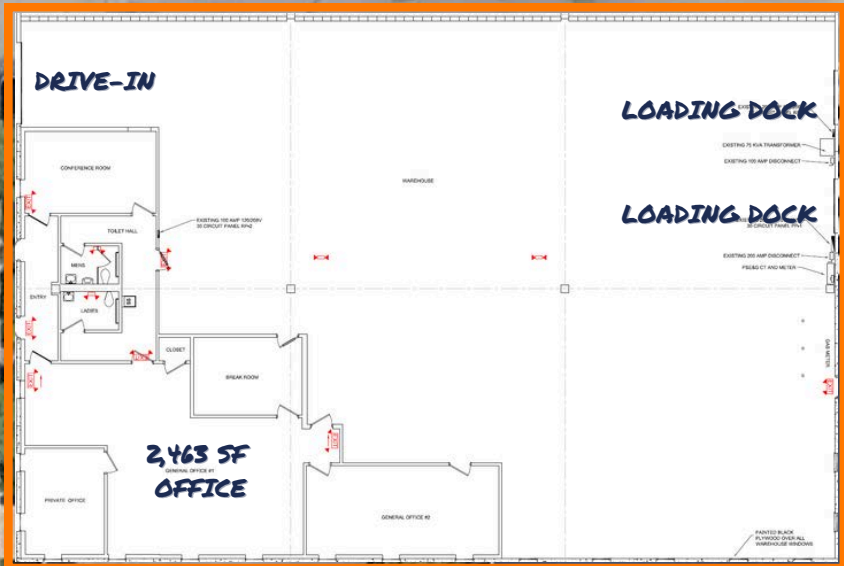
- 2,463 SF OFFICE
- 7,137 SF WAREHOUSE
- BUILT IN 1978
- TWO (2) LOADING DOCKS
- ONE (1) DRIVE-IN
- 40' X 40' COLUMNS
- 22' CLEAR HEIGHT
- .22/2,000 WET SPRINKLER SYSTEM
- 400 AMP, 480V, 3 PHASE ELECTRICAL SERVICE
- AMPLE PARKING

**3D TOUR**  **COMING SOON** 

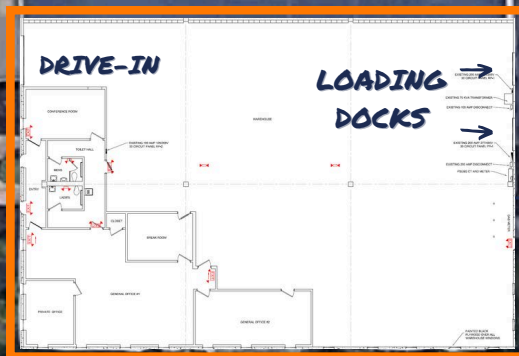


# 5 JOANNA COURT EAST BRUNSWICK, NJ

## SITE PLAN



**FLOORPLAN BLOW-UP**



FRONT  
ENTRANCE  
VERTICALS

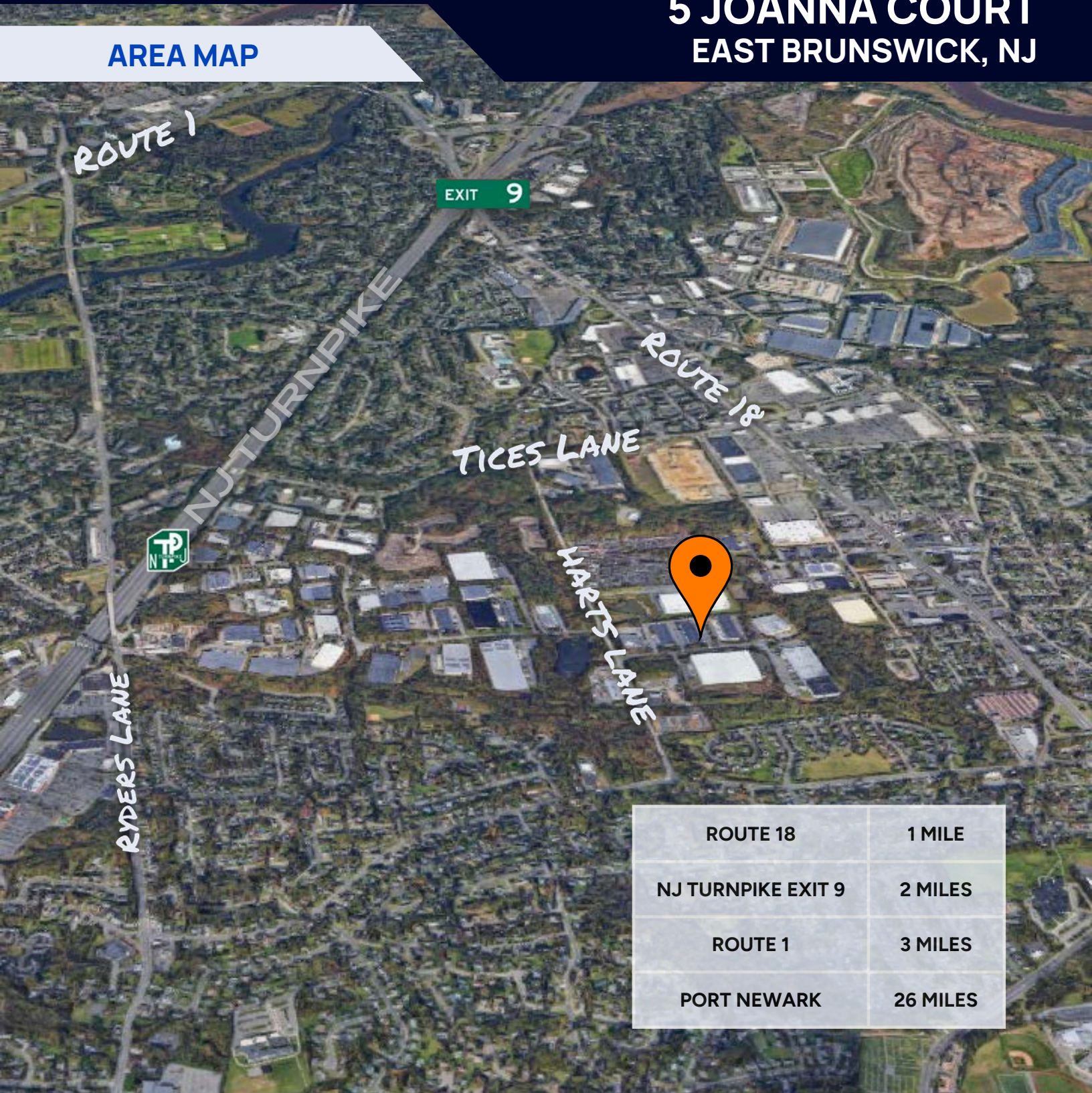
**JOANNA COURT**





# 5 JOANNA COURT EAST BRUNSWICK, NJ

## AREA MAP



ROUTE 18	1 MILE
NJ TURNPIKE EXIT 9	2 MILES
ROUTE 1	3 MILES
PORT NEWARK	26 MILES

### FOR MORE INFORMATION

JASON FISCH, BROKER | VICE PRESIDENT OF LEASING  
☎ 732-258-3400 ✉ JASON.FISCH@GREEKREP.COM

PATRICK REISTROM | SENIOR LEASING ASSOCIATE  
☎ 732-609-5829 ✉ PATRICK.REISTROM@GREEKREP.COM



1 KIMBERLY ROAD, SUITE 105  
EAST BRUNSWICK, NJ 08816

